






<p>COSTUME</p>	<ul style="list-style-type: none"> • Black/silver costume and black fishnet tights (already distributed in class). • Black strapless bra/sports bra or body stocking with clear straps • Polished black jazz shoes 	
<p>HAIR Sleek high side pony tail, teased.</p>	<ul style="list-style-type: none"> • Pony tail on the right side. No fly aways! Once hair is up slick and neat, tease the ponytail. 	
<p>MAKE-UP Black/silver smokey eyeshadow with false eye lashes and dark purple lipstick</p>	<p>You will need:</p> <ul style="list-style-type: none"> • Foundation, tone to match skin colour. • Base eye shadow or highlighter, one shade lighter than skin (beige, cream, metallic). • Black eyeshadow • Black liquid eye linear • Black pencil eye linear • Black mascara • Blush • Dark purple lipstick ('Smoked Purple Matte' lipstick from MAC stores. Other brands are fine but please match colour). • Makeup brushes • Black false eye lashes ('Taylor Swift' eye lashes by Glam Manicare can be purchased from Priceline, Chemist Warehouse, Kmart stores).  <p>False eye lashes</p>	<p>Basic steps:</p> <ul style="list-style-type: none"> • Apply foundation evenly, ensure there are no distinct lines. • Cover entire eyelid, to the brow with the base eye shadow. Focus on the inner corner of the eye. • Following the eye crease, apply black eye shadow to the eyelid but corner the eyes in silver eye shadow. • Keeping eyes open, use the base colour to blend the two colours above the crease (you may need to apply the silver again to the corners of the eyes after blending). • Apply black pencil eye linear to the bottom waterline and lightly smudge with the black eye shadow. • Apply liquid eye liner to the upper eyelid starting from the middle and draw outwards creating a <u>thin</u> flick that ends where the eyebrow finishes (or close to). Continue drawing the line from the middle to the inner corner of the eye. • Once both eyes are complete, apply black false eyelashes. • Apply blush and purple lipstick.    <ul style="list-style-type: none"> • Click here to watch a Youtube tutorial on how to apply eyeshadow for beginners- the tutorial demonstrates some fantastic tips and techniques!